



Electric Utilities

Best-in-class work and asset management solutions for the grid of the future

KloudGin's Single Face of Work[®] Solution

Utility operations require specialized solutions rather than generic approaches. KloudGin's unified platform is purpose-built for utilities and public sector organizations, offering a modular architecture that integrates seamlessly with core systems of record, including Esri ArcGIS, CIS, and ERPs. Our Single Face of Work[®] maintains the distinct capabilities your teams need while enabling comprehensive integration across asset, construction, and workforce management. By breaking down traditional silos between these systems, KloudGin delivers a connected ecosystem that preserves specialized functionality while creating visibility and workflow continuity throughout your organization. By connecting these critical operational domains, organizations are positioned to take on not only today's challenges, but to capitalize on tomorrow's opportunities in an increasingly complex utility landscape.



KloudGin Field & Asset Operating System

Construction Work
Management

Project Management

Enterprise Asset
Management

Vertical & Linear

Workforce
Management

Short & Long Cycle

KloudGin Core

Building the electric utilities of tomorrow, today

With the complexity, velocity and scale of current demands, electric utilities are facing an unprecedented level of operational challenges, including:

Aging infrastructure

Decades-old equipment is increasingly prone to failure, requiring costly maintenance and upgrades to ensure reliable service.

Evolving asset management

Utilities need to manage an increasingly complex set of vertical and linear assets, hybrid assets, and long and short cycle work, which require advanced systems to optimize asset performance and lifespan.

Aging workforce

A significant portion of the utility workforce is nearing retirement, creating a skills gap that challenges knowledge transfer and workforce productivity.

Complex and changing regulations

Utilities must navigate the intricacies of ever-evolving local, state, and federal regulations to maintain compliance and avoid reputational damage.

Increasing customer expectations

Customers today expect more from utilities, including faster outage response, real-time updates, and personalized service, pushing utilities to improve their service delivery experience.


Meet the magnitude of these growing demands

Outdated technology and delayed insights can lead to reactive operations and ineffective decision-making, while fragmented work and asset management solutions result in increased costs and customer dissatisfaction. Adopting a best-in-class solution that prioritizes efficiency, accuracy, speed and connectivity is crucial both for meeting the current challenges as well as establishing a robust foundation for future success.

Delivering
tangible results



First time
fix rate



Customer
satisfaction



Faster resolution

“With KloudGin, we’ve streamlined our field service processes and are able to leverage real-time data and connectivity to improve workforce productivity and effectiveness. Partnering with KloudGin has also helped us implement an intuitive customer interface, providing an innovative, Amazon-like experience to our customers with real-time service visibility and status notifications.”

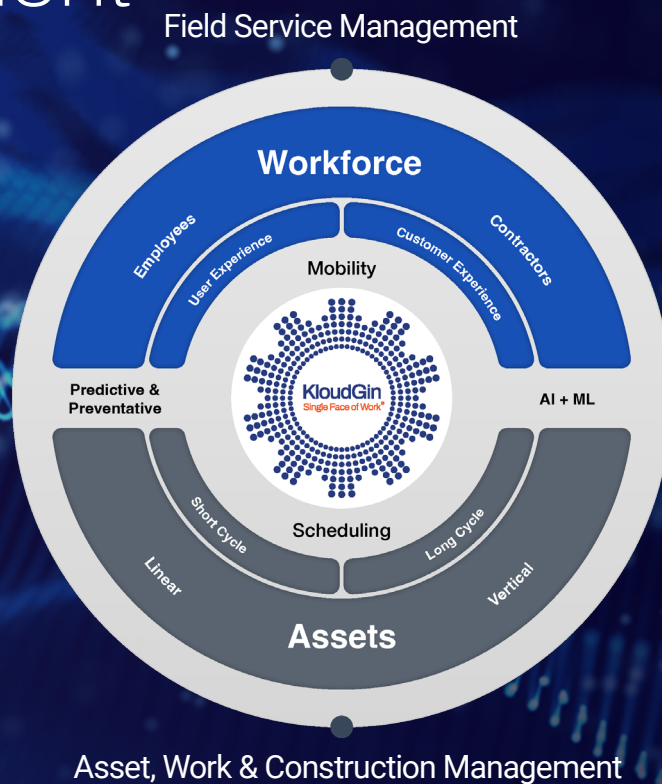


Melissa Lawson

Director of Shared Field Services & Customer Operations
Citizens Energy Group



A unified approach to asset, construction and workforce management



Connected work and asset management

Gain a comprehensive view of your entire grid infrastructure, including detailed asset information, maintenance history, and real-time health monitoring. Optimize maintenance schedules, prioritize repairs, and extend asset life with preventative measures.

Mobile workforce enablement

Perform multi-click actions efficiently on mobile devices. Quickly find and interact with historical records, work notes, photos, and manuals with voice commands rather than searching digital databases.

Real-time data integration

Our platform seamlessly integrates data from asset management and workforce management, providing a holistic view of operations. Gain actionable insights to optimize resource allocation, predict potential issues, and make data-driven decisions.

Enhanced work order management

Simplify processes and minimize delays by enabling real-time interaction with job assignments, work orders, and status updates.

Better informed decision support

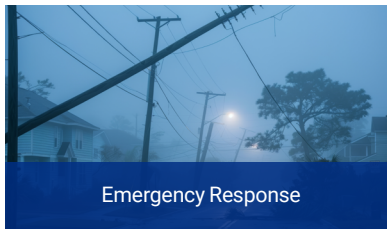
Asset IQ, KloudGin's embedded, AI-powered field assistant, provides an intuitive interface for data navigation and interaction, making it effortless crews to obtain field updates, instantly access and input essential data, and complete forms on the go.

Sustainable resource management

Promote responsible energy use and infrastructure optimization through data-driven decision making. Our solution empowers you to become environmental stewards within your community.

Specialized solutions purpose-built for electric utilities

More than ever, optimizing your workforce and asset performance is imperative to providing safe, responsive, and cost-effective systems of energy delivery. KloudGin is leading the way with digital transformation for electric utilities by providing a library of modern mobility solutions that automate workforce scheduling, resource planning, asset management and compliance reporting.



Faster, safer service restoration for a more resilient grid

Hurricanes, wildfires, and natural disasters are becoming more common and more powerful, impacting the lives and safety of millions. With utilities and essential service providers standing at the front lines of disaster response and recovery, effective emergency response management is more critical than ever

Keep customers and emergency crews safe, even in the most challenging conditions

KloudGin helps organizations equip emergency crews with the essential tools they need to swiftly respond to large scale, urgent emergencies. Quickly and efficiently scale your field operations across employees and contractors, while providing the expertise and support they need to do their work safely and effectively. The net result is faster service restoration, safer crews, and satisfied customers.

Optimize emergency response

Effectively onboard, deploy and support specialized emergency crews to quickly and safely respond to large scale, urgent emergencies and the high volume and variety of issues they involve.

Minimize service disruptions

Equip emergency crews with mobile tools and real-time data to strengthen situational awareness, enabling them to mobilize within minutes. With enhanced access to information, crews can assess risks accurately, make informed decisions on the ground, and work to restore service safely and swiftly.

Enhance real-time coordination

Maximize efficiency by deploying emergency crews and mutual aid groups based on location, skillsets, and real-time availability, enabling rapid, targeted responses to critical issues, reducing wasted time and ensuring that the right expertise is at the right place, exactly when needed.

Prioritize safety and communication

Protect both customer and field crew safety with real-time notifications, hazard mitigation, and efficient information dissemination.

“Digital transformation is helping us maximize our scheduling, asset reliability and uptime, reduce capital and operational expenditures, extend asset life, reduce unplanned downtime and provide superior customer service - all without increasing operational, safety or environmental risks. KloudGin has a deep understanding of how to effectively deploy mobile field asset management for seamless adoption and their team has extensive experience servicing the utility industry.”



Dave Vogel

Executive Vice President
Louisville Water



The KloudGin Difference

Fully Integrated, Mobile-Native Solution

A fully integrated, mobile-native field service and asset management solution designed for today's modern utilities with an intuitive user experience that improves adoption and increases productivity - all on a single platform.

Scalable, Composable & Extensible

Whether you're a small municipal utility or a large regional provider, our platform is built to scale, is fully configurable to your specific needs and grows with you.

Mobile Workforce Empowerment

Streamlines workflows, simplifies onboarding, enables real-time data capture and sharing, and delivers real-time decision support with mobile-native, generative AI-powered technology.

Advanced Analytics and Real-Time Insights

Advanced analytics and real-time, AI-driven insights designed for utilities strengthen decision support and enable a more complete view of your assets and workforce.

Unified Scheduling Engine

A unified scheduling engine that spans assets, work types and work groups to optimize performance and boost efficiency across crews, assets, and locations.

Utility Grade Security

Embedded enterprise-grade security protocols align with industry best practices, while hardened cloud architecture safeguards sensitive customer and operational data.

Intuitive, Mobile Native User Experience

User-friendly interface minimizes training time and maximizes adoption. Leverage the power of our software to get your workforce up and running quickly.

Expert Support

Our dedicated team of utility asset and workforce management specialists provide white-glove service across the entire customer journey. From implementation to ongoing support, our experts ensure successful integration with existing systems, comprehensive training for your teams, and 24/7 assistance to maximize the value of your mission-critical applications.

Select Customers



Select Partners



Building the utilities of the future, together

KloudGin was uniquely born in the field alongside the hard-working men and women who keep our lights on and water and gas flowing. KloudGin deeply understands the challenges faced by utility companies, and we have designed our platform for today's modern, mobile workforce. We are not just software developers; we are partners, standing alongside you on the journey towards a more efficient, resilient, and safer industry.

By connecting work management and asset management in a unified operating system, KloudGin unlocks significant value through end-to-end visibility and control of the work order life-cycle, ultimately driving improvements in asset performance, safety, profitability, and job satisfaction.

KloudGin equips your workforce with the right tools, data, and insights to make informed decisions, optimize operations, and deliver exceptional service safely. We believe in the power of information, connectivity, and collaboration, delivered seamlessly and securely to transform utilities from within.

Unlock value across your operations and teams with a Single Face of Work.



- Public Sector
- Energy Software Competency
- Smart City Software Competency



About KloudGin

KloudGin is the only cloud provider to combine work and asset management and AI-powered algorithms into a unified operating system which connects the back office, customers, mobile employees, and assets. Built for the workers who use it most, KloudGin eliminates traditional information and process silos to enable clients to unify systems, resources, and processes in real time so they can transform the customer experience and improve worker productivity.

Contact a KloudGin industry specialist to learn more.
1-877-256-8303 | kloudgin.com

© KloudGin, Inc. All rights reserved. All other trademarks and service marks are property of their respective owners.