

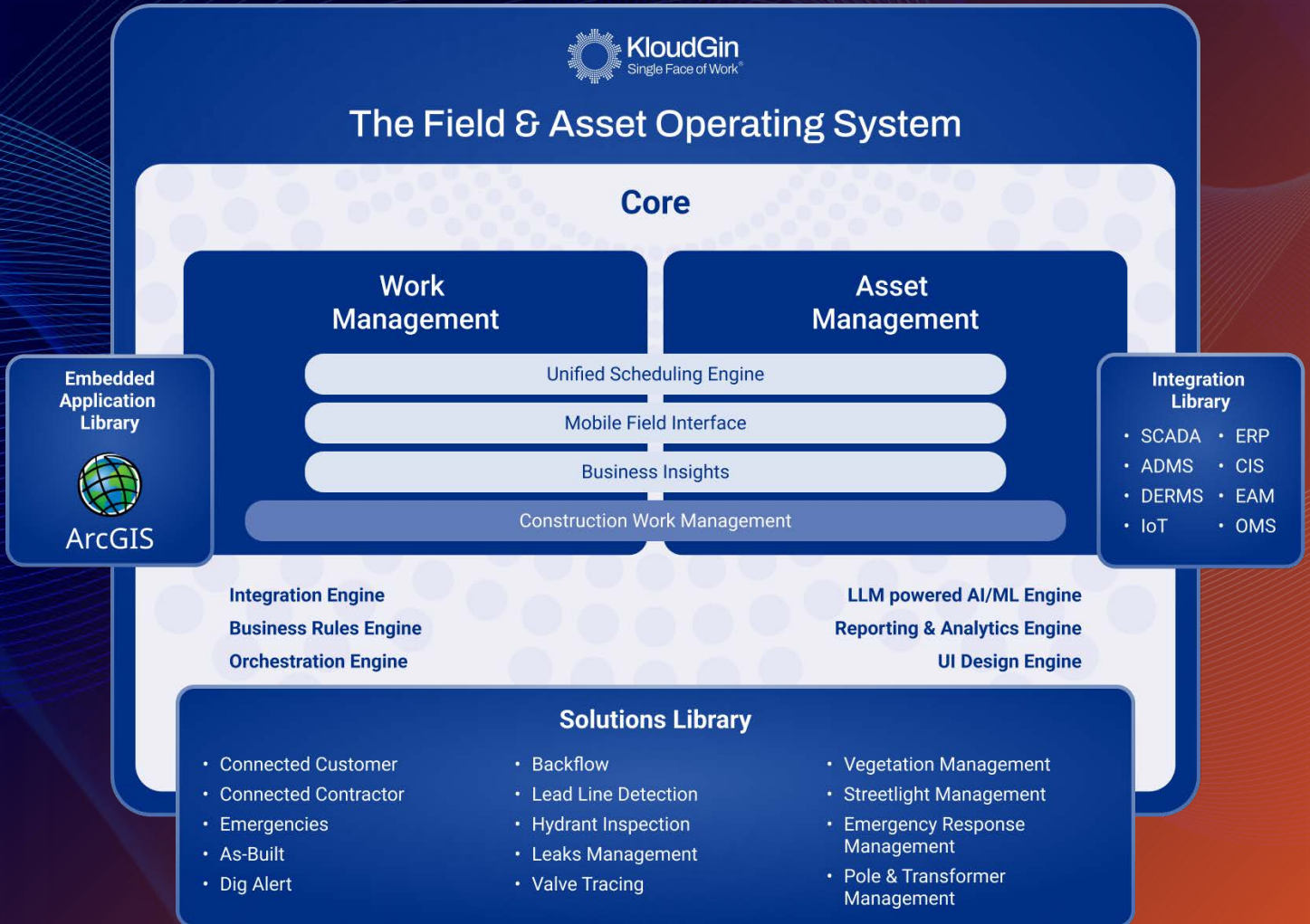


KloudGin Core

Connect your data, workforce, and customers with a fully configurable technology platform that delivers a complete view across your operations.

A flexible, extensible and composable technology platform

Central to KloudGin's Field and Asset Operation System is KloudGin Core, the central assembly point that enables organizations to combine best practice solutions for work, asset and construction management in a composable, configurable way. With KloudGin Core, organizations are empowered with the ability to tailor-fit their solutions to their specific goals, requirements, and workforce.



Easily build and manage powerful, best practice-based composite applications

With KloudGin Core, organizations gain a central hub for constructing, deploying, and managing tailored work and asset management solutions. Built on a comprehensive and scalable technology stack, KloudGin Core enables access to industry best practices while providing the flexibility and control to customize solutions to meet specific operational needs. The platform's solution library, integrations library, and embedded application library equip organizations with the ability to easily implement field-proven capabilities out of the box.



By leveraging KloudGin Core, utilities can mitigate the risks typically associated with complex implementations and integrations. Its flexible, extensible and composable architecture ensures seamless integration with existing systems, reducing downtime and operational disruptions.

Designed for ongoing flexibility and scalability, KloudGin Core empowers organizations to extend and adapt their solutions as their needs evolve across time. This adaptability helps utilities stay ahead in a rapidly changing business landscape, and supports long-term efficiency and growth.



Field proven solutions



Simplified integration



Adaptable architecture



Mitigate risk



Reduce technical liability



Accelerate time to value



Achieve operational transformation



Best-in-class flexibility

Integrations Library

Simplify and streamline integration with a suite of pre-built integration adaptors

Utilities often face a difficult choice between costly custom development, suboptimal functionality, or being locked into a single vendor's ecosystem - leading to delays, increased costs, and innovation limitations. KloudGin Core's set of pre-built integration adaptors helps organizations avoid these challenges by providing agility that simplifies the integration process, saves cost, and helps future-proof solutions.

Best-in-Class Flexibility

Maintain the freedom to choose the best solutions for each area of your business. Our adaptors seamlessly connect to your existing core systems, enabling you to leverage your current investments while adding best-in-class capabilities.



Simplified Integration

Pre-built adaptors significantly reduce the time, cost, and effort required to integrate new systems, ensuring smoother implementation. This frees up your IT team to focus on more strategic and value-added initiatives

Adaptable Architecture

As new technologies or functionalities emerge, the extensibility hub provides a flexible foundation that allows for easy integration without overhauling your entire system. This ensures that your solutions can evolve with your organization's growth over time.

Embedded Application Library

Leverage powerful integrated capabilities

Gain high performance, built-in features with KloudGin Core's embedded applications, which include Esri ArcGIS for real-time asset location and mapping that supports efficient planning and routing. Other third-party integrations include telemetry, IoT, e-commerce, weather systems and more.

KloudGin Core's Esri ArcGIS integration is designed to meet the demanding requirements for scalable and user-friendly GIS capabilities across the organization. The integration gives organizations real-time location data, enabling precise decision-making, resource optimization, and seamless asset maintenance.

As a certified Silver Partner in Esri's global network and one of the only work and asset management solutions certified with Esri's ArcGIS System Ready, KloudGin enables organizations to integrate leading-edge geospatial technology with their workflows and enhance operational efficiency.



Solutions Library

Specialized solutions developed for the needs of the utility industry

KloudGin Core’s solutions library provides a set of best practice business process workflows that are tailored to utility-specific operations. Leverage pre-built workflows and adapt them to unique organizational requirements - reducing implementation time, effort, and costs and accelerating deployment with established, field-tested processes.

Accelerate Time to Value

Deploy pre-built workflows rapidly, allowing your organization to start realizing benefits in a fraction of the time typically required. This reduces the complexity of the implementation process, enabling faster adoption and minimizing disruption to ongoing operations.

Reduce Implementation Costs

With pre-built workflows, organizations can significantly reduce the need for extensive configuration, helping minimize expense. Avoiding costly customizations further keeps budgets in check, driving greater overall efficiency and ROI.




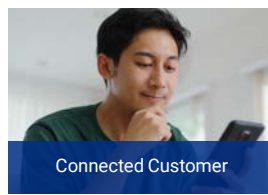
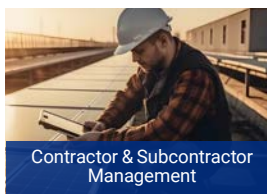
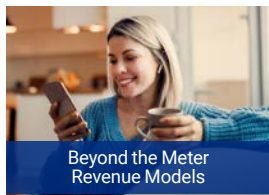

Implement Proven Best Practices Tailored to your Needs and Objectives

Implement proven, field-tested best practices while retaining the best aspects of your operations to help ensure effective process improvement, increased workforce adoption, and the highest levels of customer satisfaction. KloudGin Core’s specialized solutions are developed from industry experiences and can be tailored to your unique needs, operations, and target outcomes.

Configurable and Composable

Organizations can adapt pre-built workflows and integrations to align with their unique business goals, processes, and performance metrics, ensuring that the implemented solutions fit as well as enhance overall operations.

Activate value quickly and effectively with a solution purpose-built for your organization’s unique needs. Access to pre-built integrations accelerates time to value, reduces risks, and provides the flexibility to grow and adapt as your business evolves. With a comprehensive solutions library, you can fast-track implementation, minimize costs, and leverage proven solutions, all while maintaining full control and flexibility.



Empowering the world's most innovative organizations

KloudGin was uniquely born in the field alongside the hard-working men and women who keep our lights on and water and gas flowing. KloudGin deeply understands the challenges faced by utility companies, and we have designed our platform for today's modern, mobile workforce. We are not just software developers; we are partners, standing alongside you on the journey towards a more efficient, resilient, and safer industry.

By unifying work management and asset management on a single platform, KloudGin unlocks significant value through end-to-end visibility and control of the work order life-cycle, ultimately driving improvements in asset performance, safety, profitability, and job satisfaction.

KloudGin equips your workforce with the right tools, data, and insights to make informed decisions, optimize operations, and deliver exceptional service safely. We believe in the power of information, connectivity, and collaboration, delivered seamlessly and securely to transform utilities from within.

Unlock value across your operations and teams with a Single Face of Work.



- Public Sector
- Energy Software Competency
- Smart City Software Competency



About KloudGin

KloudGin is the only cloud provider to combine work and asset management and AI-powered algorithms into a unified operating system solution which connects the back office, customers, mobile employees, and assets. Built for the workers who use it most, KloudGin eliminates traditional information and process silos to enable clients to unify systems, resources, and processes in real time so they can transform the customer experience and improve worker productivity.

To learn more about how KloudGin can support your business, please get in touch with our team:

1-877-256-8303 | kloudgin.com

© KloudGin, Inc. All rights reserved. All other trademarks and service marks are property of their respective owners.